



# San Antonio Samplings



Newsletter of the San Antonio Needlework Guild, Inc.

South Central Region, Embroiders' Guild of America

<http://www.sang-ega.org/>

Vol. LII

April 2021

Issue 4

---

## Our President's Message:

Success comes in many different ways, shapes and sizes, but regardless of how it presents itself, it is always welcome. So, too, the success I felt after the Chicken Scratch technique class, which (I am told) was enjoyed by all. It was a jolly affair with lots of “aha” moments - you can admire some of the finished pieces on our Facebook page.

We now look forward to our next **technique class on April 10** at St. Marks UMC\* held by Karen Heller. She will be starting off our series of 6 samples of different techniques with a Hardanger piece. The samples will be pulled together into a finished product during our last technique class in Nov of 2022. **Please make sure you sign up for the April class** and join us. The description and coupon is in this newsletter or you can contact her directly at [hellerkaren@gmail.com](mailto:hellerkaren@gmail.com). The deadline is approaching fast, so hurry!

We will be having our **luncheon on May 1 at the Ft. Sam Golf Club**. Bring your stitching gear, membership form and payment, and appetite. As a special treat we have the talented and accomplished fiber artist **Beth Cunningham** speaking to us on the subject of **“From Here to There and Back Again”**. So please join us – and don’t forget to fill out and send in the coupon.

We are also looking ahead to the Austin Seminar June 1-4. One of the benefits to the chapters during seminars is creating an **Opportunity Knocks** basket with lots of stitchery goodies. The baskets are raffled and the proceeds for the tickets bought for our basket come back directly to SANG. We are currently collecting new and unused items to put into our basket themed “Threads of Friendship” and already have several beautiful kits and patterns but would appreciate any contributions you might like to make. Contact any of the board members if you have something to contribute toward it.

Directly following the Austin Seminar, SANG will be hosting a **workshop** with Ribbon Embroidery **June 5**. If you wish to participate, please fill out the coupon and send it in along with your payment.

For those of you who have been wondering about the **retreat in September**, wonder no more! Joyce will be spearheading the activity this year and will have all the information for you in the May newsletter.

Questions, suggestions, concerns, or contributions are welcome – just holler! – or send an email to [germish@outlook.com](mailto:germish@outlook.com). Let’s get busy stitching!

*Karin Shaw*

*\*Attendance at St. Mark’s Church allows for social distancing. Masks are required.*

## *In case you missed the March monthly meeting ...*

### *To the Point - Needles*

According to Wikipedia "A sewing needle, used for hand-sewing, is a long slender tool with a pointed tip at one end and a hole (or eye) at the other. The earliest needles were made of bone or wood; modern needles are manufactured from high carbon steel wire and are nickel- or 18K gold-plated for corrosion resistance. High quality embroidery needles are plated with two-thirds platinum and one-third titanium alloy. Traditionally, needles have been kept in needle books or needle cases which have become objects of adornment. Sewing needles may also be kept in an étui, a small box that held needles and other items such as scissors, pencils and tweezers."



Needles by John Saba (From left) Two deer leg needles, camel bone needle (fashioned from rectangle blank), thin copper needle and thick bronze needle (both hammered and shaped)


Needles made from animal bone (most likely bird) date back to 60,000 years ago. The first needle made with an eyelet can be traced back 25,000 years. Armenian copper needles date back to 7,000 BC, when metal harnessing was developed.

Sewing needles evolved out of the necessity for humans to protect themselves from the elements during the most recent ice age. The use of needles in the arts can be found as early as the 4<sup>th</sup> Century BC.

Early sewing needles did not have an eye, but a split end which gripped the thread to be sewn, often raffia, gut, or sinew. Needles were fashioned according to materials available and the sewing work to be done. They were not only needed for the making of clothing, but also for medical applications, both straight and curved. The secrets of using steel for needle making originated in Persia, came to Spain through the Moors, and were brought to England through refugees. Needles were among a household's valuables, protected in special cases that women attached to their belts.

Needles are now mass produced with a variety and details of finish, including gold-plated grooves to keep protruding thread from damaging fabric.

#### ***Types of Sewing Needles and Their Uses***



<https://www.allfreesewing.com/Basics-and->

**Beading Needles:** Used to attach beads to the fabric or creating beaded projects, the eyes of these needles are very thin in order to go through the bead hole. The needle is delicate, which means sewing on thinner fabric is suggested when using this sewing needle type.

**Betweenes or Quilting Needles:** This needle is short but sharp so that it can push through several layers of fabric. It is ideal for quilting because of the inconspicuous, tiny holes it forms while moving through the layers.

**Chenille Needles:** This needle is larger and has a very sharp point. Chenille needles are primarily used for adding decoration to sewing projects, particularly heavy fabrics. It is very similar to a tapestry needle but is sharper. Often used for ribbon embroidery.

**Darning Needles:** Also known as cotton darners, these hand sewing needles are used to darn and so they have long eyes, sharp points, and are longer in length.

**Doll Needles:** These needles are very thin and sharp. This type of sewing needle is used for sculpting for doll features on sewn doll projects.

**Embroidery (Crewel) Needles:** If you have seen hand sewing needles with large eyes, there's a good chance they were embroidery needles. Because decorative thread tends to be thicker, a large eye is needed. These needles are also long and thick.

**Flat Needles:** These are used to embroider with plate metallic embroidery thread. Also use in Japanese embroidery.



Flat Needle  
Sewguide.com



Leather Needles  
[https://www.amazon.com/Shappy-Leather-Stitching-Different-](https://www.amazon.com/Shappy-Leather-Stitching-Different-Projects/dp/B074MYJ9XS/ref=as_li_ss_tl)


**Leather Needles:** Also known as wedge point needles or glover's needles, these have a triangle or wedge shape near the tip to help cut through thick materials such as leather, suede, vinyl, and similar fabrics.

**Milliner's (Straw) Needles:** These needles are long with round eyes and are traditionally used in the art of hat making. They are also used for pleating and creating fancy stitching commonly known as smocking and is the preferred needle to make bullion knots.

**Sharps or Straight Point Needles:** These are the general purpose needles that work for most projects because they are small and sharp and won't show needle holes as larger points may.

**Tapestry Needles:** This is a sewing needle that has a large eye. It is a large needle that has a blunt point. This needle is ideal for hand stitching and adding decorative touches, such as is done with tapestries. Used when a needle must pass between the threads rather than to pierce them. Often used for cross stitching.

**Upholstery Needles:** Often curved, these needles are one of the more unique sewing needle types. When curved, these needles can reach difficult places to sew. They are long and thick.



<https://www.allfreeseewing.com/Basics-and-Tutorials/Sewing-Needle-Types#Types>

**Yarn Needles:** Available for hand sewing. Also known as yarn darners, these plastic needles are perfect for sewing yarn for crochet, knitting, and similar projects. Also great for beginners, especially kids.


Compiled by Karin Shaw

#### References:

<https://www.allfreeseewing.com/Basics-and-Tutorials/Sewing-Needle-Types#Types>  
[https://www.amazon.com/Shappy-Leather-Stitching-Different-Projects/dp/B074MYJ9XS/ref=as\\_li\\_ss\\_tl](https://www.amazon.com/Shappy-Leather-Stitching-Different-Projects/dp/B074MYJ9XS/ref=as_li_ss_tl)  
<https://www.steinlaufandstoller.com/Hand%20Sewing%20Needles.htm>  
<https://www.sew-embroidery.com/different-types-of-embroidery-needles/>  
<https://www.jjneedles.com/needles-guide>  
[https://sewguide.com/hand-sewing-embroidery-needles/#9canvas\\_needles](https://sewguide.com/hand-sewing-embroidery-needles/#9canvas_needles)  
[https://en.wikipedia.org/wiki/Sewing\\_needle](https://en.wikipedia.org/wiki/Sewing_needle)  
<https://schmetzneedles.com/needle-history>  
<https://fashion-history.lovetoknow.com/fashion-history-eras/history-needles-sewing>  
<https://www.sapiens.org/archaeology/fashion-history-sewing-needles/>



April	2	Lupe Landeros
	8	Susan White
	11	Cyd Anglin
	14	Luci Alvis
	25	Rosemary Carter
	28	Annie Garrett
	30	Carol Reeves



### ***Forgotten Treasures***



My grandmother, Rose, was much more a seamstress than an embroiderer; in fact, she worked in a clothing factory, mending "seconds" so that they could be sold instead of scrapped. All her embroidery backs are covered by hems or pleats, even the inside of the pocket. Rose was famous for her neatly finished work. She was a young wife during the Depression. Most of her aprons were made from old bed sheets. They include examples of appliquéd birds and flowers cut

from the sheets to decorate the aprons - nothing was wasted. One threadbare "everyday" apron even has an example of her mending. This chicken scratch apron was clearly made new from purchased gingham rather than from her typically repurposed fabric. It's the only example I have of Rose's embroidery. She must have been proud of it because it's not worn like her everyday apron.



*Mary Layman*



# Technique Class

## April Technique Class Hardanger Embroidery April 10, 2021

Hardanger is a type of whitework that takes its name from the Hardanger region of southwest Norway in the country of Hordaland. Hardanger embroidery is worked on any evenweave fabric of which the threads may be cut and withdrawn. We will be using 28 count white linen in our class. Traditional Hardanger is worked with a thread color that matches the fabric, usually white or cream. This is a beginner class and will include some (but not all) basic Hardanger techniques. Our square includes kloster blocks, eyelets, woven bars, and dove's eyes. The square is decorated with basic cross stitch which will not be taught in class.

The kit for the class will contain 2 squares of 6"x 6" 28 count linen. One square will be used in the class for instructional purposes and the other square will be used for your final project. All threads and beads are included. You will need to supply a 4" embroidery hoop and your regular stitching supplies. Very sharp scissors would be very helpful for cutting threads. The cost of the Hardanger kit is \$10.00.



Sign up by using the coupon in the newsletter or contact me directly at [hellerkaren@gmail.com](mailto:hellerkaren@gmail.com).

### April Technique Class April 10, 2021 Hardanger Embroidery

Your Name: \_\_\_\_\_

Cell/Phone: \_\_\_\_\_ Email: \_\_\_\_\_

Address: \_\_\_\_\_

**Kit cost is \$10.00 ~ Please make check payable to SANG**

**Deadline is April 2, 2021**

Send coupon and payment to Karen Heller, 521 Cantera Ridge, New Braunfels, TX 78132



# Programs

---

## April

### *Stringing You Along*

Searching for thread can be a lot of fun. There is so much choice: different colors, thicknesses, with sparkle and without, stranded and non-stranded, made from cotton, silk, rayon, polyester, etc., etc. Buying the right thread without access to an embroidery shop and relying merely on the internet makes it even more difficult to determine what you need. During our meeting, we will shed some light on some of different types of thread.



[mysewingmall.blogspot](http://mysewingmall.blogspot).

## Stitch-Ins

---

We will have a virtual ZOOM stitch in Tuesday, April 13 and Tuesday, May 11, 2021, at 7:00pm. We also have ZOOM for our 4<sup>th</sup> Tuesday meetings, April 27. We don't have a May meeting as we have the May luncheon.

Please refer to the Zoom link on page 19 for stitchins. Let Tawney know if you have any problems getting in.

Northwood Presbyterian Church has not opened up for us to stitch on Wednesdays and 4<sup>th</sup> Tuesday Day meetings. I will get the word out when I hear from them.

The libraries have not opened up either. I talked to Memorial Library but they do not know when the libraries will open.

*Joan Vanderbrink*

**Happy  
Easter!**



# *Fiber Artist*

*and May 1 Luncheon Guest Speaker*

## *Beth Cunningham*

Beth Cunningham will be the guest speaker at our May 1 luncheon. She is a fiber artist originally from Pennsylvania but now residing in the Hill Country in Texas. Please join us for her presentation entitled:

### **From Here to There and Back Again**



*Musca Domestexa, House Fly", 4" X 4", miniature stitched, appliqué in the Texas WILDLife series.*

"From the age of 5 I knew I would be an artist. I was influenced by makers-my mother a seamstress, and my grandmother a quilter. My favorite toys were fabrics, threads, scissors, and needles. The kaleidoscopic spools of thread and scraps of fabric were enticing. I stitch by hand. I love the repetitive action of threading the needle, tying the knot, and anticipating the first stitch. The process is timeless and a direct connection to my past. Exploration is a part of my studio process. Currently, I'm creating paper/fabric laminations to embroider. Imagery is inspired by a visit to a candy store, recalling a favorite Halloween candy collection, and a favorite childhood book, Charlie and the Chocolate Factory."

Beth Cunningham

[www.bethcunningham.com](http://www.bethcunningham.com)

#### SELECTED EXHIBITS

2019

The State of Hand Stitch, 11 Texas Artists, University of Texas San Antonio

Beeville Art Museum, Invitational, Beeville, Texas

Texas Beetles, Invitational, Upper Bay Area Gallery, Houston, Texas

2018

All Things Possible in Fiber Art

Fiber Artist of San Antonio 44th Annual Juried Fiber Art Exhibition, National

Say Si Gallery, San Antonio, Texas, Award of Excellence in Beading

Hand Stitched Invitational, Arnold Art Gallery, Mason, Texas

2016

Zentangle, Provence, France, Instructor

1997

Permanent Collection, University of Connecticut Babbage Library, Storrs, CT, Commission

#### ADDITIONAL INFORMATION

- Art Instructor, Public Schools, Connecticut Art Teacher of the Year, Connecticut Art Education Association in 1997 and National Finalist in 1998
- Mixed-Media Paintings, *The Guild*, Kraus-Sikes Publisher, volumes 1-12
- BS-Va Tech in Clothing and Textiles
- MA-University of Houston in Studio Art

MAY 1, 2021 LUNCHEON  
FT. SAM HOUSTON GOLF COURSE CLUB  
1050 HARRY WURZBACH, SAN ANTONIO, TX 78209

Guest Speaker is ***Beth Cunningham***

Name\_\_\_\_\_

Address\_\_\_\_\_

Email\_\_\_\_\_

Phone\_\_\_\_\_

Please check the entrée you would like

☐ Baked Tilapia with Lemon Butter Sauce

☐ Barbequed Brisket

☐ Baked Chicken with Mushroom Sauce

Each entrée comes with Green Beans Almondine, Oven Roasted Potatoes, Salad, Rolls, Apple Pie, Iced Tea and Water. Food or beverages may not be taken home and no food or beverages may be brought in from the outside.

I am bringing \_\_\_\_\_guests.

My guests names are and they would like

\_\_\_\_\_  
\_\_\_\_\_

Check enclosed for \$20.00 X number of attendees\_\_\_\_\_

Please complete coupon, noting the entrée you and your guests would like and send coupon and check payable to SANG to: Marilyn Veach, 7403 Quail Run, San Antonio, TX 78209

**Deadline: April 17, 2021**

We can come to stitch and visit beginning at 9:00 am and have the program at 10:30 am and lunch at 11:30 am.

**There is a limit of 35 people.**

**Masks must be worn.**



# South Central Region News

---

## REPORT OF THE SOUTH CENTRAL REGION MID-YEAR MEETING

The meeting was held on Saturday, March 13, 2021 at 10:00 am on Zoom. The meeting was called to order by Sandra Harwell, Region Director, at 10:10 am.

Notable Budget Cuts for 2021 per the Financial Report Sherri Hagar, Treasurer:

Education reimbursement reset to \$300.00.

Bonus for chapters with over 60 primary members reset to \$150.00

Outreach reimbursement reduced to \$300.00

Membership we had 798 dues paying members in 2020

Education Director Mary Waldsmith reported SCR is limiting the number of SCR sponsored GCCs to three. Most GCCs are about 6 months.

Ass't Education Chair Beth Newton reported the three GCC classes are:

1. Cosmos by Kim Sanders, Needle Painting in silk or cotton
2. Undulations by Gail Stafford, Bargello plus extras
3. Shimmering Dreams by Mona Hill, Counted Canvas

Heart and Hand Award Nomination is due no later than May 10, 2021. The theme is 2021 is An Unsung Hero in your Chapter.

SCR Outreach Chairperson Judy McGraw reported there was very little Outreach Activity due to the Covid 19 outbreak in March 2020.

Austin will have an in person Seminar Tuesday, June 1-4, 2021. Classes start Wednesday morning June 2. Region day is Tuesday, June 1. Region meeting is June 2, 2021.

Ways and Means Chairman, Paula Millhollon, said to email her with how many books each chapter needs.

SCR Webmaster Jane Major reported she is in the process of changing host providers from Datarealm to Wix. Wix allows more flexibility when the time comes for her to step down as webmaster.

Seminar Chair 2022 LuLu Martin and her team are busy planning a great seminar for June 14-18, 2022. The theme is The Krewe of Needle and Thread. They will have information ready for registration beginning June 1, 2021 at the Austin 2021 Seminar.

Dr. Linda Walker is 2023 Seminar Chair. The dates are Tuesday, June 6 to Sunday, June 11, 2023 at Marriott Town Square in Sugar Land, TX

SCR has a Nominating Committee to find Chairpersons for Seminar 2024 and National Seminar 2025.

We will be voting on the South Central Region -EGA Slate of Officers 2021-2023:

Region Director - Valorie Russell

Assistant Region Director - Judith McGraw

Treasurer - Melanie Norton

Secretary - Ronda Ogden

Education - Debbie Osborne

Apologies - this slate should have been sent out 30 days ago so that we could vote on this at the March 13 meeting. Instead we will call for a vote by email on 30 days on April 7, 2021 Sandra Harwell, Region Director, SCR-EGA.

*Joan Vanderbrink*  
*Region Rep*

**IMPORTANT NOTICE**

There have been reported issues with email addresses ending in rr.com. It appears that service providers like Roadrunner, Spectrum and Comcast at times block EGA emails - both at National and Regional levels - from making it to our inboxes. If you have this type of email you may need to provide both National and Regional levels of a different email address from a provider such as Gmail, Hotmail, Yahoo, etc. If you need to change your email you can contact Sherri Seville at [scr.stitcheseditor@gmail.com](mailto:scr.stitcheseditor@gmail.com) for the regional level. For National contact Rand at [rduren@egausa.org](mailto:rduren@egausa.org)

# EGA National News

---

## EGA Virtual Semi-Annual Meeting

March 6, 2021 6-7:30 CST

This Meeting can still be viewed on the EGA website (EGAUSA.ORG) in the members only area. It was recorded on YouTube.

The opening and big news is that EGA Seminar 2021, The Magnificent Stitch, will happen September 1-5! It is an in person event in Chicago. If something happens, it will be a virtual event. We will hear by May. There are 362 registered so far and registration opened again on Mar.13 and will remain open until June 15.

The Seminar will have a new Themed & Judged exhibit that will result in the Golden Thread awards. This first will be themed "What is your Magnificent Stitch?" More information on the Website under Seminar 2021.

EGA continues to support all its members with all the usual classes- Group Correspondence Courses, Petit Projects... and many new classes offered online and by mail and even an ongoing series offered through Facebook open to the public as well as members.

At the end Janet Noble, EGA President, pointed out that the EGA Annual Report "still exists" and is available to read. It can be found in the information at the bottom of the webpage along with things like "Contact us."

I was impressed with the Board and how they have continued to keep us busy with all kinds of projects and videos. They have also helped individuals and Chapters to adapt to sharing in the virtual world of learning. They reported that 180 Chapters are using Zoom or Zoom-like services, many with EGA's help.

*Pat Sweet*  
*Vice-President*



# Outreach

---

Let's catch up. It's been a little while since some of us have been together and I hear you've been busy stitching. Good for you. I hope that some of your stitching projects have been in support of SANG's community outreach program. Many of us will meet again at our annual luncheon on May 1, 2021, at the Ft. Sam Houston Golf Course Club. Please feel free to bring any pieces you stitched for charity such as Hearts for Hospice, Bookmarks for Literacy, and totes for children and the wheelchair bound to the luncheon. Thank-you for your donations to help others.

Last year, SANG members stitched over 20 ornaments for the angel tree at St Marks United Methodist Church. The church uses the tree to help bring a brighter Christmas to many children. To help make the tree and its benefit even bigger, SANG members have expressed an interest in making additional angels.



Angels presented in 2020

If you would like to add an angel ornament to the tree this Christmas, stitch an angel of your own choice or take an angel from one of the kits purchased for this event.



The kits SANG purchased from Herrschners Angel on High collection have different designs which can be stitched on 14 count plastic canvas. If you prefer, these angels may be stitched on perforated paper or cloth. Please finish your angel so that it is ready for hanging on the tree. If you would like to stitch a Herrschners angel, please let me know. Kits will be available at the May luncheon – or if that doesn't fit your plans, I can work out how to get the kit to you.

I also encourage you to make any angel of your own design, chart or from your stash. The angels can be beaded, canvas, cross stitch, lace – in short, any homemade ornament that you would be proud to hang on your own Christmas tree. The more the merrier – let's fill the tree. All finished angels will be collected later this year in time for display on St Mark's tree

Looking forward to seeing you at the luncheon. Happy stitching.

*Lisa Anderson*  
*Outreach Chairman*

# Summer 's End

*Silk Ribbon Embroidery on 18 Count Sandstone Vintage Canvas*  
*by Deborah Mitek*  
*Island Stitchery & Studio*



Date: June 5, 2021  
Place: St. Marks UMC. San Antonio, TX  
Time: 9am-4pm (with lunch 12-1pm)  
Kit fees: \$78

Summer's End heralds one of the last flowers of summer, the sunflower. Join us as Deborah Mitek teaches us this charming design while learning the basics of silk ribbon embroidery and other canvas techniques. By using a variety of threads and silk ribbons in various widths, dimension and texture are created. The design uses Treenway 7mm silk ribbon, Caron Wildflowers & Watercolours, Silk Road Straw Silk, Rainbow Gallery Entice and Petite Silk Lane Braid, Kreinik #4 braid Luminescence, Mill Hill Seed Beads and 3mm faceted Gold Iris Round beads on a 10" x 10" taped and drawn, 18 count Sandstone Vintage Canvas background. The Van Dyke stitch, Peaks & Valleys, Turkey Work Variation, French Knots, the Ribbon Stitch, and bead embellishments are used to complete the design.

Kit includes 18 ct. Sandstone Vintage Canvas - taped with a line drawing, all threads and needles, Instruction Booklet including a large picture of the design, stitch guide, diagrams, detail photos.

Student will provide 10" x 10" Stretcher Bars for piece, tacks or staples, usual stitching supplies, trolley needle or wooden laying tool, stand/frameweight/ or clamp for hands-free stitching, optional light/magnifier.



## *Summer 's End*

June 5, 2021  
St. Marks UMC  
1902 Vance Jackson

NAME \_\_\_\_\_

ADDRESS \_\_\_\_\_

CITY, STATE, ZIP \_\_\_\_\_

PHONE \_\_\_\_\_ EMAIL \_\_\_\_\_

Deposit (nonrefundable)	\$25.00*
Kit cost	\$78.00
Lunch	\$12.00

Please note: **Deposit is due at time of registration**. Remainder is due no later than April 30, 2021.

\*If class is cancelled deposit will be refunded.

Enclosed is my check for \$ . I am a member of (circle one) SANG, ASG, Bluebonnet ANG, Wildflower ANG

Mail completed form and check made out to SANG to Diane Williams, 13723 Wilderness Creek, San Antonio, TX 78231

**Deadline April 30, 2021**

## Calendar of Events

# April

### April 10

Technique Class 10:00am-1:00pm  
St. Mark's UMC  
1902 Vance Jackson

### April 13

ZOOM Stitchin 7:00pm

### April 19

Board Meeting, 7:00 pm  
ZOOM

### April 27

Night Meeting  
7:00-8:30pm  
St. Mark's UMC Church  
1902 Vance Jackson  
OR ZOOM

## Calendar of Events

# May

### May 1

SANG Luncheon  
9:00 am stitch, 10:30 am Program, 11:30 am Lunch  
Ft. Sam Houston Golf Course Club  
1050 Harry Wurzbach

### May 11

ZOOM Stitchin 7:00pm

### May 17

Board Meeting, 7:00 pm  
ZOOM

### ***Follow us on Zoom for Stitch-Ins and Meetings***

The ZOOM link for meetings from PC, Mac, Linux, iOS or Android:

<https://rackspace.zoom.us/j/2103122835?pwd=UWhNcmJSdXNPNnlsU3RhN0F2L3Q0QT09>

Meeting ID: 2103122835

Password: 97531

Membership dues are up for **renewal in May** each year. Renew and keep your benefits coming!

		2021 Dues Amount
New SANG Primary Member	National, Regional, and Chapter Dues	\$55.00/year
New member's dues will be prorated when joining during the following months		Aug 1-Oct 30/\$43.25, Nov 1-Jan 31/\$35.50, Feb 1-Apr 30/\$23.75
Returning SANG Primary Member	National, Regional, and Chapter Dues	\$55.00
SANG Plural Member (Primary Membership in another South Central Region Chapter)	Chapter Dues	\$11.00
SANG Plural Member (Primary Membership outside South Central Region)	Regional and Chapter Dues	\$16.00
SANG EGA Life Members		\$16.00

**IMPORTANT:** Each member must make any changes to personal information (address, phone number, email) directly to EGA. Go to the National EGA website - [www.egausa.org](http://www.egausa.org) - click the "Contact Us" tab at the top of the page. Under "Other contacts" is a form "Change of member address or email". NOTE: Our membership chair cannot to do it for you.

**Membership Form**  
**New Members and Renewals**

Annual membership is from May through April. Dues for one year are \$55 and are prorated for new members only as the year goes on (Aug 1-Oct 30/\$43.25, Nov 1-Jan 31/\$35.50, Feb 1-Apr 30/\$23.75)

Dues include a subscription to Needle Arts magazine and to the chapter's newsletter, San Antonio Samplings. Meetings are held on the fourth Tuesday of each month at 10:00 AM in the morning as well as at 7:00 PM in the evening.

Plural membership is available to members of other EGA Chapters for \$11 per year if your primary chapter is within the South Central Region or \$16 if outside the South Central Region. Life member dues are \$16 per year.

☐ I would like to join SANGas a new Member

How did you hear about us? \_\_\_\_\_

☐ I would like to renew my membership.

My EGA Member Number is: \_\_\_\_\_

Name: \_\_\_\_\_ I have been a member since: \_\_\_\_\_

Address: \_\_\_\_\_ Birthday: (mm/dd) \_\_\_\_\_

City/State/Zip: \_\_\_\_\_ Phone: \_\_\_\_\_ ☐ home/☐ cell

E-mail: \_\_\_\_\_ Amount Paid: \_\_\_\_\_


I would like to receive the newsletter by e-mail. ☐ Yes ☐ No

(If yes, ensure your correct e-mail address is entered legibly in the line provided.)



Plural, Life or At-Large Members please list home chapter \_\_\_\_\_

Please print and mail this form with your check made payable to **San Antonio Needlework Guild** to:  
**Carmel Friesenhahn, P.O.Box 178, St. Hedwig, TX 78152**

## April 2021

Sun	Mon	Tue	Wed	Thu	Fri	Sat
				1	2	3
4 	5	6	7	8	9	10 Technique Class 10am-1pm St. Marks UMC
11	12	13 ZOOM Stitchin 7pm	14	15	16	17
18	19 Board Meeting 7pm ZOOM	20	21	22	23	24
25	26	27 SANG in person and ZOOM Mtg. 7-8:30pm	28	29	30	

## May 2021

Sun	Mon	Tue	Wed	Thu	Fri	Sat
						1 SANG Luncheon 9am stitch 10:30 Program 11:30 Lunch
2	3	4	5	6	7	8
9 	10	11 ZOOM Stitchin 7pm	12	13	14	15
16	17 Board Meeting 7pm ZOOM	18	19	20	21	22
23	24	25	26	27	28	29
30	31 					

**Blue Bonnet Studio Time Needle Arts Retreat  
February 19-22, 2022**

Featuring 10+ Faculty & 15+ Classes  
Sugar Land Marriott Town Square  
Sugar Land, Texas, USA  
281.288.9290 for room reservations



For event details and registration  
Visit [www.bluebonnetstudio.com](http://www.bluebonnetstudio.com)  
Telephone: 713.849.9848  
Email: [maryelvis@sbcglobal.net](mailto:maryelvis@sbcglobal.net)

• **RESCHEDULED** •



**The Covid-19 situation is being continually monitored and adjustments to dates will be made as needed. We encourage all our members to follow CDC protocols. Stay at home if you are vulnerable, wear masks when out, and practice social distancing. Please be safe!**

**To any non-members who may be reading this newsletter:** We hope you've enjoyed reading our newsletter. SANG would love to have you attend a meeting or join us at any of our community stitch-ins. All guild activities are open to SANG guild members and our sister-guilds (ANG and Bluebonnet). EGA members belonging to other guilds are welcome to attend our meetings, and attend workshops and classes if space is available. Visitors are welcome to attend any of our community stitch-in events and are encouraged to attend up to two official guild meetings (either the First Wednesday of the month stitch-in or our Fourth Tuesday day or night meetings) prior to joining. Workshops and classes are only open to EGA Guild members unless otherwise stated in the announcement.



# Members Gallery



"Sian's Needle Cases" by Sian Nolan  
Beaded by Karen Heller  
(And yes there are more but I  
stopped...)

Peg Dunayer's "Garden of Stars",  
stitched by Joan Vanderbrink



Margaret Bendig's "Mrs. Freeze",  
stitched by Pat Sweet

San Antonio Needlework Guild  
3501 Enchanted Farm  
Schertz, TX 78154



**EGA National Seminar 2021**  
**September 1-5, 2021**  
**Chicago, IL**

San Antonio Needlework Guild, Inc. <http://www.sang-ega.org/>

Meetings are held on the 4<sup>th</sup> Tuesday of each month.

Day Meetings: 9:30 Social, 10:00-12:00 Meeting, Northwood Presbyterian Church, 518 Pike Place.

Evening Meetings: 6:30 Social, 7:00-9:00 Meeting, St. Mark's UMC Church, 1902 Vance Jackson

Annual Dues: \$55.00

Plural Dues: \$11.00 for SCR Region Chapter Members

\$16.00 for non-SCR Region Chapter Members

President – Karin Shaw – (210)264-7711 [germish@outlook.com](mailto:germish@outlook.com)

Vice President – Pat Sweet – (210)365-8951 [sweetp50@aol.com](mailto:sweetp50@aol.com)


Membership – Lisa Smithee - (361)218-3562 [lisa.smithee01@gmail.com](mailto:lisa.smithee01@gmail.com)

Secretary – Joan Vanderbrink – (210)422-4770 [jjvandy@peoplepc.com](mailto:jjvandy@peoplepc.com)

Treasurer – Carmel Friesenhahn – (210)863-3457 [carmelfriesenhahn@yahoo.com](mailto:carmelfriesenhahn@yahoo.com)

Outreach - Lisa Anderson - (210)531-6697 [lkanderson@satx.rr.com](mailto:lkanderson@satx.rr.com)

Editor – Linda Bell – (210) 884-6659 [linbell500@satx.rr.com](mailto:linbell500@satx.rr.com)



**Newsletter Deadline for submissions is the 4th Tuesday of the month.**

**Austin, TX**  
**June 1-5, 2021**



*Follow us on Facebook*

*The mission of the Embroiderers' Guild is to inspire passion for the needle arts through education and the celebration of its heritage.*